























Washer Extractors






details	PLU	specification	year of construction	filling weight	heated	spinning revs	power
	2-411705 	Washer Extractors Miele WS 5190 TR	1994	19 kg	electrical heated	1100	20 KW
	2-258494 	Washer Extractor ABCDE					
	2-765075 	Washer Extractors Contrex Ring Siebt und Kapp CX 400	1985	4 x 48 kg	4 x 48 KW electrical heated	900 Rotation per minute	
	2-994782 	DHooge 80 G	1983	45 kg	steam heated	800 Rotation per minute	6,6 KW
	2-994785 	DHooge 80 G	1985	20 kg	steam heated	1000 Rotation per minute	4,4 KW
	2-994786 	DHooge 80 G	1985	45 kg	steam heated	800 Rotation per minute	6,6 KW
	2-372967 	Washer Extractor Electrolux W3130H	2002	13 kg	electrical heated	980 Rotation per minute	9.1 KW 400 V
	2-475023 	Washer Extractor Electrolux W3130H	2003	13 kg	electrical heated	980 Rotation per minute	12,8 KW 400 V
	2-136594 	Electrolux FLE 120		12 kg	steam heated		2,6 KW
	2-994750 	Electrolux FLEH 335 MP	1995	30 kg	electrical heated		31,3 KW






	2-19808 	Electrolux FleH230 MP hospital	1991	23 Kg	steam heated		2,2 KW
	2-994854 	Electrolux FLEH230MP Type 2	1990	23 kg	steam heated		


details	PLU	specification	year of construction	filling weight	heated	spinning revs	power
	2-639686 	Electrolux W 375 H	2000	7,5 kg	electrical heated		7,8 KW
	2-102463 	Washer Extractor Electrolux WE 55 C	1996	5,5 kg	steam heated	525 RPM	0,55 KW
	2-558546 	Washer Extractor Electrolux WE 65		6,5 kg	electrical heated		7,9 KW
	2-309979 	Washer Extractor Electrolux WE 66 MP	1999	6,5 kg	electrical heated		7,8 KW
	2-570476 	Elektrolux W 375 H	2003	7,5 kg	electrical heated		5,7 KW
	2-576342 	Washer Extractor Elektrolux WE 55		5,3 kg	electrical heated		4,9 KW
	2-863772 	Frista 1200	1962	12	steam heated		0,18 KW
	2-718548 	Primus FS 22	2003	22 kg	steam heated	860 Rotation per minute infinitely programmable	
	2-926551 	Girbau HS - 3012 PM - V	1997	12 kg		972 Rotation per minute	




	2-403013 	Girbau HS-3007 PM-E	1999	7 kg	electrical heated	1020 Rotation per minute	7,7 KW
	2-1113 	Washer Extractors IPSO HC165	2004	16 kg	electrical heated	250-1000 Rotation per minute	19,5 KW
	2-629406 	Washer Extractor IPSO HF 176	1998	17 kg	steam heated	1000 Rotation per minute	2,2 KW

details	PLU	specification	year of construction	filling weight	heated	spinning revs	power
	2-363222 	IPSO HF 450	1997		steam heated	800 Rotation per minute	5,5 KW
	2-585472 	Washer Extractor IPSO HF 65 C	1995	6,5 kg	electrical heated	1000 Rotation per minute	9,55 KW
	2-995235 	washing machine Ipsy HF 76 C	1998	7,6 kg	electrical heated		
	2-40535 	Washer Extractor IPSO HF 76 C	1994	7,6 kg	electrical heated	1000 Rotation per minute	9,55 KW
	2-902580 	Ipsy HW 55 C	2004	5 kg	6,55 KW electrical heated	1250 Rotation per minute	
	2-72673 	Ipsy HW 55 C	2003	5 kg	6,55 KW electrical heated	1250 Rotation per minute	
	2-339753 	Ipsy HW 55 C	2003	5 kg	6,55 KW electrical heated	1250 Rotation per minute	




	2-362405	Ipso HW 55 C	2003	5 kg	6,55 KW electrical heated	1250 Rotation per minute	
	2-134964	Ipso HW 55 C	2003	5 kg	6,55 KW electrical heated	1250 Rotation per minute	
	2-265547	Ipso HW 55 C	2003	5 kg	6,55 KW electrical heated	1250 Rotation per minute	
	2-718104	Washer Extractor IPSO WE 165	2000	16 kg	19,3 KW electrical heated	425 RPM	
	2-956699	Washer Extractor IPSO WE 165 D	1998	16,5 kg	electrical heated		19,3 KW

details	PLU	specification	year of construction	filling weight	heated	spinning revs	power
	2-363222	IPSO HF 450	1997		steam heated	800 Rotation per minute	5,5 KW
	2-585472	Washer Extractor IPSO HF 65 C	1995	6,5 kg	electrical heated	1000 Rotation per minute	9,55 KW
	2-995235	washing machine Ipso HF 76 C	1998	7,6 kg	electrical heated		
	2-40535	Washer Extractor IPSO HF 76 C	1994	7,6 kg	electrical heated	1000 Rotation per minute	9,55 KW
	2-902580	Ipso HW 55 C	2004	5 kg	6,55 KW electrical heated	1250 Rotation per minute	

	2-72673	Ipsos HW 55 C	2003	5 kg	6,55 KW electrical heated	1250 Rotation per minute	
	2-339753	Ipsos HW 55 C	2003	5 kg	6,55 KW electrical heated	1250 Rotation per minute	
	2-362405	Ipsos HW 55 C	2003	5 kg	6,55 KW electrical heated	1250 Rotation per minute	
	2-134964	Ipsos HW 55 C	2003	5 kg	6,55 KW electrical heated	1250 Rotation per minute	
	2-265547	Ipsos HW 55 C	2003	5 kg	6,55 KW electrical heated	1250 Rotation per minute	
	2-718104	Washer Extractor IPSO WE 165	2000	16 kg	19,3 KW electrical heated	425 RPM	
	2-956699	Washer Extractor IPSO WE 165 D	1998	16,5 kg	electrical heated		19,3 KW

details	PLU	specification	year of construction	filling weight	heated	spinning revs	power
	2-131681	Washer Extractor Miele Cordes CW 3060		6 kg	electrical heated	1000	
	2-658971	Washer Extractor Miele Cordes CW 3060		6 kg	electrical heated	1000	
	2-755082	Washer Extractor Miele WS 5140	1994	14 kg		750 Rotation per minute	






	2-387401 	Washer Extractor Miele WS 5141 EL	1999	14 kg	electrical heated	1000 Rotation per minute	15,4 KW
	2-78331 	Washer Extractor Miele WS 5190 TR	1995	19 kg	steam heated	1100 Rotation per minute	2,5 KW
	2-173341 	Washer Extractor Miele WS 5190 TR	1994	19 kg	electrical heated	1100 Rotation per minute	20 KW
	2-995232 	Miele WS 5191 EL		19 kg	electrical heated	1100 Rotation per minute	20 KW
	2-153541 	Miele WS 5240 EL		24 kg	electrical heated	1100 Rotation per minute	25 KW
	2-925642 	Washer Extractor Miele WS 5522 P TR	1994	22 kg	steam heated	1000 Rotation per minute	4 KW
	2-995262 	Miele WS 5522 P		22 kg	electrical heated	1000 Rotation per minute	25 KW
	2-106421 	Miele WS 5530	1993	30 kg	steam heated	1000 Rotation per minute	
	2-722562 	Washer Extractor Miele WS 5530 pm	1992	30 kg		800 Rotation per minute	31 KW

details	PLU	specification	year of construction	filling weight	heated	spinning revs	power
	2-287831 	Washer Extractor Miele WS 5530 pm	1992	30 kg	electrical heated	800 Rotation per minute	31 KW
	2-413636	Centrifuge- Extractor Miele WZ 5942	1979	9 kg		1480 Rotation per	0,6 KW






						minute	
	2-407250 	extractor Miele WZ 5972	1981	16 kg	electrical heated	1480 Rotation per minute	1,1 KW
	2-20022 	Milnor 42031SG2/ADP	1977	65 kg		735 Rotation per minute	
	2-10105 	Milnor Typ 42044 SG2/AEV Hospital		90kg (2x45kg)	steam heated		
	2-774508 	Washer Extractor Nortec IPSO WE 73 C	1999	7,3 kg	steam heated	525 Rotation per minute	0,55 KW
	2-926874 	Washer Extractor Nyborg HS 2 electronic		6,5 kg	electrical heated		7,5 KW
	2-881925 	Washer Extractor Nyborg MIDI HS 2		6 kg	electrical heated		7,8 KW
	2-918425 	Washer Extractor Nyborg Midi HS 2 electronic		6 kg	electrical heated		7,8 KW
	2-862248 	Washer Extractor Nyborg Type 903 electronic		7 kg	electrical heated	2800 RPM	
	2-158223 	Washer Extractor Nyborg Type 903 electronic		7 kg	electrical heated	2800 RPM	
	2-736806 	Washer Extractor Nyborg Type 903 electronic		7 kg	electrical heated	2800 RPM	















details	PLU	specification	year of construction	filling weight	heated	spinning revs	power
	2-97077	Washer Extractor Nyborg Type		7 kg	electrical heated	2800 RPM	







		903 electronic					
	2-451601	Washer Extractor Nyborg Type 903 electronic		7 kg	electrical heated	2800 RPM	
	2-994818	Primus F7	1993	7 kg	electrical heated		9 KW
	2-19993	Seco W100 mit integriertem Trockner	2001	100- 120 kg	steam heated	620 Rotation per minute	30,5 KW
	2-994776	Seibt & Kapp Fex 16	1991	16 kg	steam heated	1000 Rotation per minute	
	2-476913	Seibt & Kapp Fex 16	1991	16 kg	steam heated	1000 Rotation per minute	
	2-557316	Washer Extractor Seibt & Kapp Fex 16	1988	16 kg	electrical heated	1000 Rotation per minute	20 KW
	2-10607	Seibt&Kapp Fex 16	1993	16 kg	steam heated	1000 Rotation per minute	
	2-227941	Washer Extractors Seibt&Kapp VF 48	1999	48 kg	electrical heated	970 Rotation per minute	48 KW
	2-994844	Stahl Divimat 250 D	1997	25 kg	steam heated		
	2-994843	Stahl Divimat 350 E	1995	35 kg	electrical heated		
	2-357369	Centrifuge- Extractor Stahl Z 15		15 kg		1450 Rotation per minute	1,2 KW










details	PLU	specification	year of construction	filling weight	heated	spinning revs	power
	2-995218	Unimac	1991	61 kg	steam heated	715 Rotation per minute	2,5 KW
	2-457710	Washer Extractors UniMat 18	1999	8 kg	7,8 KW electrical heated	525 Rotation per minute	
	2-568888	Washex 46/57 FLA-P2	1988	160 (2 x 80) kg	steam heated	600 Rotation per minute	
	2-217378	Washer Extractors WASHEX 48 / 40	1990	125 kg	steam heated	670 Rotation per minute	
	2-65724	Washer Extractor WS 5080		8 kg	electrical heated	1100 Rotation per minute	9 KW



Dryers





















details	PLU	specification	year of construction	filling weight	heated	power	control
	3-547060	dryer Passat 246E	1985	30 kg	electrical heated	75,75 KW	timer control
	3-335345	dryer Passat 142	1983	14 kg	electrical heated	25,9 KW	timer control
	3-58796	dryer Passat 142	1993	14 kg	steam heated	1,9 KW	timer control
	3-118603	dryer Passat 142	1989	14 kg	steam heated	1,9 KW	timer control
	3-406218	dryer Passat 142 D	1981	14 kg	steam heated	8.9 KW	timer control

	3-889630 	dryer Passat 143 D-WU	1994	16 kg		1,9 KW	computer control
	3-816230 	dryer Passat 144	1988	20 kg	steam heated	2,6 KW	timer control
	3-851175 	dryer PASSAT 153.10 E	1999	50 kg	electrical heated	switchable in 3 steps, each 24 KW maximum power = 78.9 kW	
	3-19769 	dryer Passat 246 D	1981	50 kg	steam heated		
	3-440069 	Passat 253.20SD	1988	84 kg	steam heated	17,2	
	3-994775 	dryer Passat Typ 144	1991	20 kg	steam heated	2,6 KW	timer control
	3-611694 	dryer Passat Typ:142	1983	14 kg	electrical heated	25,9 KW	timer control

details	PLU	specification	year of construction	filling weight	heated	power	control
	3-713013 	Miele PT 7135 C		6,5 kg Condensation dryer	electrical heated	3,7 KW	computer control
	3-10587 	Miele T 5248	1996	19 kg	steam heated	0,8 KW	
	3-62007 	dryer Miele T 5350		14 kg	electrical heated	19,05 KW	timer control

	3-543954	dryer Miele T 6550		22 kg		1,65	timer control
	3-397615	Miele T 6550 TR		22 kg	steam heated	1,65 KW	timer control
	3-99844	dryer Miele T 6551 HD		22 kg	steam heated	1,65 KW	Timersteuerung mit digital display
	3-10643	Miele T6350		14 kg	steam heated	1,05 KW	
	3-776646	dryer Multimatic TT 270		10,8 kg	steam heated	0,5 KW	computer
	3-995213	Nyborg Trockner		10 kg	hot water		
	3-995261	Ortex TS 621	1983	50 kg	steam heated	3,75 KW	timer control
	3-472125	dryer Passat	1985	ca.15 kg	electrical heated	19,9 KW	timer control
	3-573842	dryer Passat	1985	ca.15 kg	electrical heated	19,9 KW	timer control


details	PLU	specification	year of construction	filling weight	heated	power	control
	3-915003	dryer IMESA ES 34	2005	34 kg	electrical heated	37,1 KW	computer control
	3-894034	dryer IPSO AD 100					

	3-19959 	Ipso ADC 15			steam heated		computer control
	3-994849 	Ipso ADS-50		20 kg	steam heated		
	3-995285 	dryer Ipso DR 20		9-11 kg	electrical heated	15 kW	computer
	3-743448 	dryer LAVATEC FL 601 D	1988	8 kg	steam heated	1 KW	timer control
	3-995280 	dryer Martins	1983	25-30 kg			
	3-234235 	dryer Martins T 52	1998				timer control
	3-995305 	dryer Miele		14 kg	steam heated		timer controlled with reverse
	3-995306 	dryer Miele		14 kg	steam		timer control
	3-395618 	Miele	1994	19 kg	electrical heated		timer control
	3-633341 	dryer Miele		14 kg	steam		timer control

Ironers and Folders

details	PLU	specification	year of construction	Roller width	Roller diameter	power	heating
---------	-----	---------------	----------------------	--------------	-----------------	-------	---------

	4-995271	Folding Machine JENSEN Butterfly 37-382-U				3 KW	
	4-540427	Calander Ironer Michaelis	1992	2700	800 mm		steam heated
	4-20023	Engelhardt & Förster 1 Roller		3000	800 mm		
	4-994823	Girbau PS 3219	new	1940	325 mm	19 KW	electrical heated
	4-736656	Calander Ironer Grandimpianti S160/30 AV		1600 mm	290 mm	13,68 KW	electrical heated
	4-994841	Grandimpianti S200/30 AV		2000	290 mm	17,47 KW	electrical heated
	4-232354	Electrolux IM 3316 T1	1995	1600	330		Gas heated
	4-19996	Imesa M 1750/33	new	1750	330 mm	10,5 KW	electrical heated
	4-19873	Imesa M 2000/33	new	2000	330 mm	10,5 KW	electrical heated
	4-994768	Imesa MC/A 210/33 Zylindermangel mit Einlaufgurten	new	2100	325 mm		electrical heated
	4-975911	cylinder ironer IPSO CI 1650 / 325	2005	1740 mm	323 mm	18 KW	electrical heated
	4-995349	cylinder ironer IPSO CI 2650-500 E	new	2650	508		electrical heated

details	PLU	specification	year of construction	Roller width	Roller diameter	power	heating
	4-995273	Feeding Machine Jenfeed Variant		3000		8 KW	

	4-995371	Tunnel Finisher Jenform 204 SWISS	1995				
	4-836114	Jensen 1 Roller 1200 x 3000	1988	3000mm	1200mm		
	4-627852	Jensen Jenroll EX12 mit Eingabe, TOTO Foulder SMF 313	1992	3000mm	1200mm	3 Roller	
	4-19777	Folding Machine Jensen NL	1986	3000 mm			
	4-995275	Folding Machine Jensen Typ: 3LF3B	1986			0,5 KW	
	4-553668	color Lapauw Mono 102/930S	2002	3000 mm	900 mm		steam heated
	4-982331	Miele HM 175-33	1990	1750 mm	330 mm	18,9 KW	electrical heated
	4-994736	Miele HM 30-175		1750	300 mm		Gas heated
	4-995214	Miele HM 50 175	1994	1750	500 mm		gasheated
	4-995339	Calander Ironer Miele HM29 - 175 L	2000	1750	290	17,3 KW	
	4-36382	cylinder ironer Multimatic Girbau PS - 5119	1997	1900	ca.600 mm		steam heated

